

JOHANN HEINRICH KRUSE
d 2/1/1820 HANOVER
& 1754 HANOVER

CATHERINE MARIE RODEWALD
d 2/24/1824 HAN
& 2/13/1759

m 1/6/1776 HAN.

JOHANN FRIEDRICH
d 8/1/1820 U.S.
& 6/30/1776

JOHANN HEINRICH
d 7/29/1803
& 9/26/1779 HAN.

JOHANN DIETRICH HEINRICH
d 1/24/1871 ADD.
& 3/9/1782 GERM.

CATHERINE MARIE SOPHIE
d 12/14/1841
& 4/12/1785 HAN.

JOHANN JURGEN HEINRICH
d 2/7/1870 ZION
& 3/2/1788 HAN.

JOHANN FRIEDRICH CONRAD
d 4/5/1838 HAN.
& 12/17/1791 HAN.

ANNE CATHERINE DOROTHEE SOPHIE
d 11/10/1840
& 11/22/1795 HAN.

To U.S. 1838

ANNE CATHERINE MARIE RADE
m 1/27/1797

SEE CHART #2

FREDK. WILHELM MEIER
d 5/19/1887 ZION
& 1/20/1817
m 5/19/1843

DOROTHY SOPHIE MEIER
Hus #2
d 9/30/1820
d 4/11/1890
& 9/24/1821
DOROTHY
d 12/4/1886 ZION
& 3/23/1797 HAN.

JOHANN HEINRICH DOVE
d 6/23/1819
& 12/4/1792
Hus #1
m 10/11/1818 HAN.
— SCHARRINGHAUSEN ANNE MARIE

CHRIST SCHOLING
WF #1

ANNE GATHMANN MARIE
d 3/18/1824 HAN.
& 11/20/1794 HAN.

HEIN. DAVID FIENE
d 11/7/1874
& 8/26/1824 HAN
WF #2

ANNE MARIE SOPHIE
m 1/6/1824

ANNE BACKHAUS
d 3/17/1868 HAN.
& 4/27/1791 HAN.

JOHANN D.H. VOGELER
d 1/27/1811
& 4/24/1749
m 12/6/1771
CATH. MARIE KRUSE
d 7/14/1817
& 1747
d 10/27/1839 GER.
& 2/12/1757 GER.

m 11/30/1810 HANOVER

CATHERINE SOPHIE ELISABETH

d 4/28/1875 GER.
& 7/28/1811 HAN

d 7/11/1881 IL
& 9/9/1813

d 10/2/1906 ADD.
& 1/1/1815

d 1/15/1890 ZION
& 10/4/1817 HAN.

d 2/20/1821
& 12/13/1819

d 4/3/1858 ZION
& 11/13/1821

d 11/24/1909 ZION
& 8/16/1824

d 10/4/1907 ZION
& 8/11/1827 HAN

JOHANN PRIGGE
m 9/7/1834

CATHERINE MARIE SOPHIE
JOHANN HEIN. MAHLER
d 9/11/1871
& 12/4/1811
m 8/30/1839

CATHERINE DOROTHEE
DIETRICH BERGMANN
m 1/1/1827

DOROTHEE MARIE SOPHIE
SEE CHART #1

CATHERINE MARIE DOROTHEE
JOHANN HEINRICH NIEMEYER
d 4/7/1900 ZION
& 4/5/1820 HAN.
m 12/30/1844 HAN.

HEINRICH DIETRICH FRIEDRICH
JOHANN DAN HEINRICH FIENE
d 1/10/1824
m 7/16/1848 U.S.

CATHERINE MARIE SOPHIE LOUISE
SOPHIA LOUISE
SEE CHART #1

WILHELMINE
HEINRICH STUENKEL
d 11/2/1889
& 10/23/1822
m 7/17/1846 U.S.

FRIEDRICH HEINRICH LUDWIG
SOPHIE NEDDERMEYER
m 12/14/1849 U.S.
d 7/20/1894 ZION
& 10/11/1826 HAN

T.H. KROSS
1.9.90
2.10.95
1.14.96
2.5.98
7.10.03
7.10.05

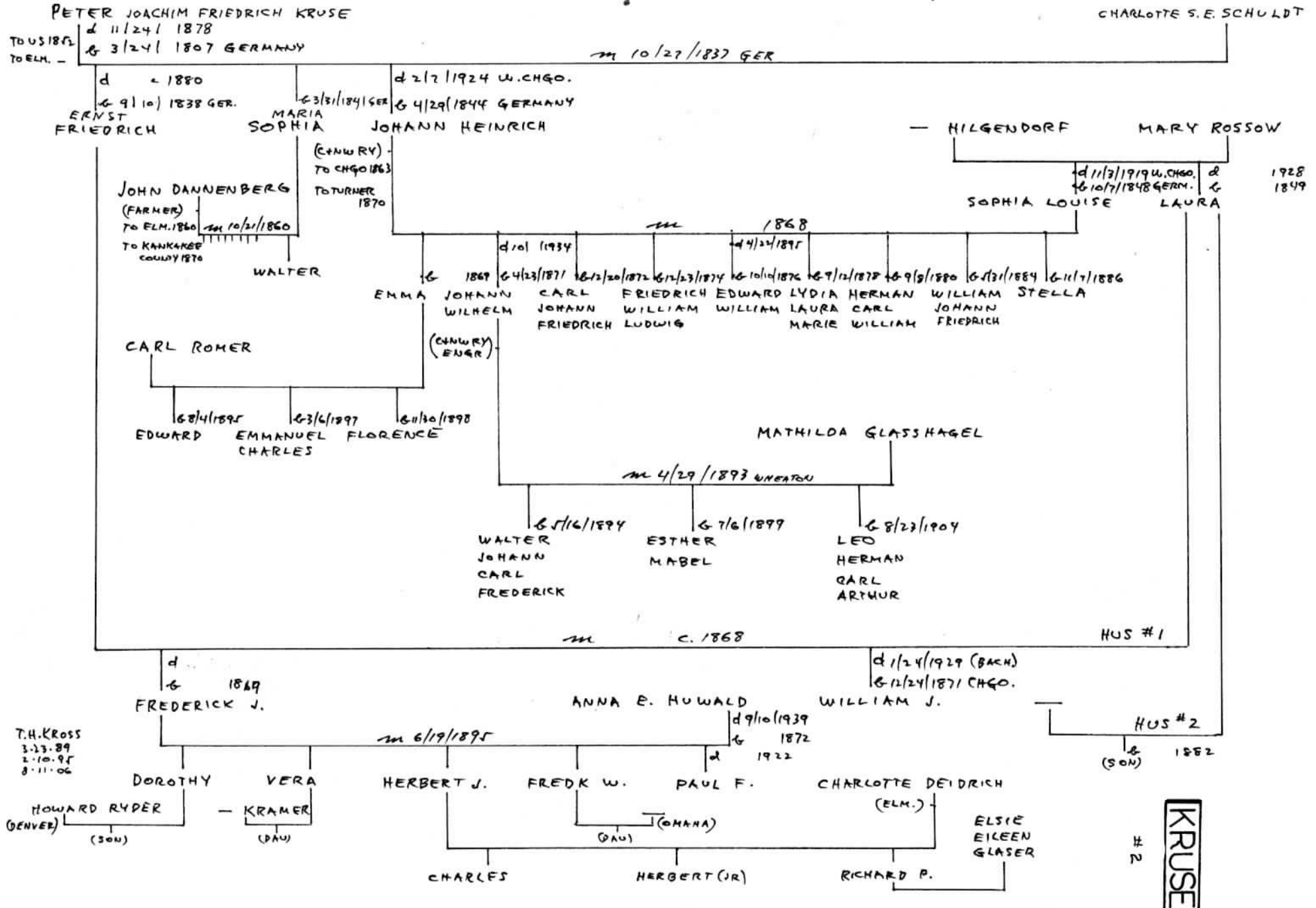
TO U.S. 1846
HENRY FRED

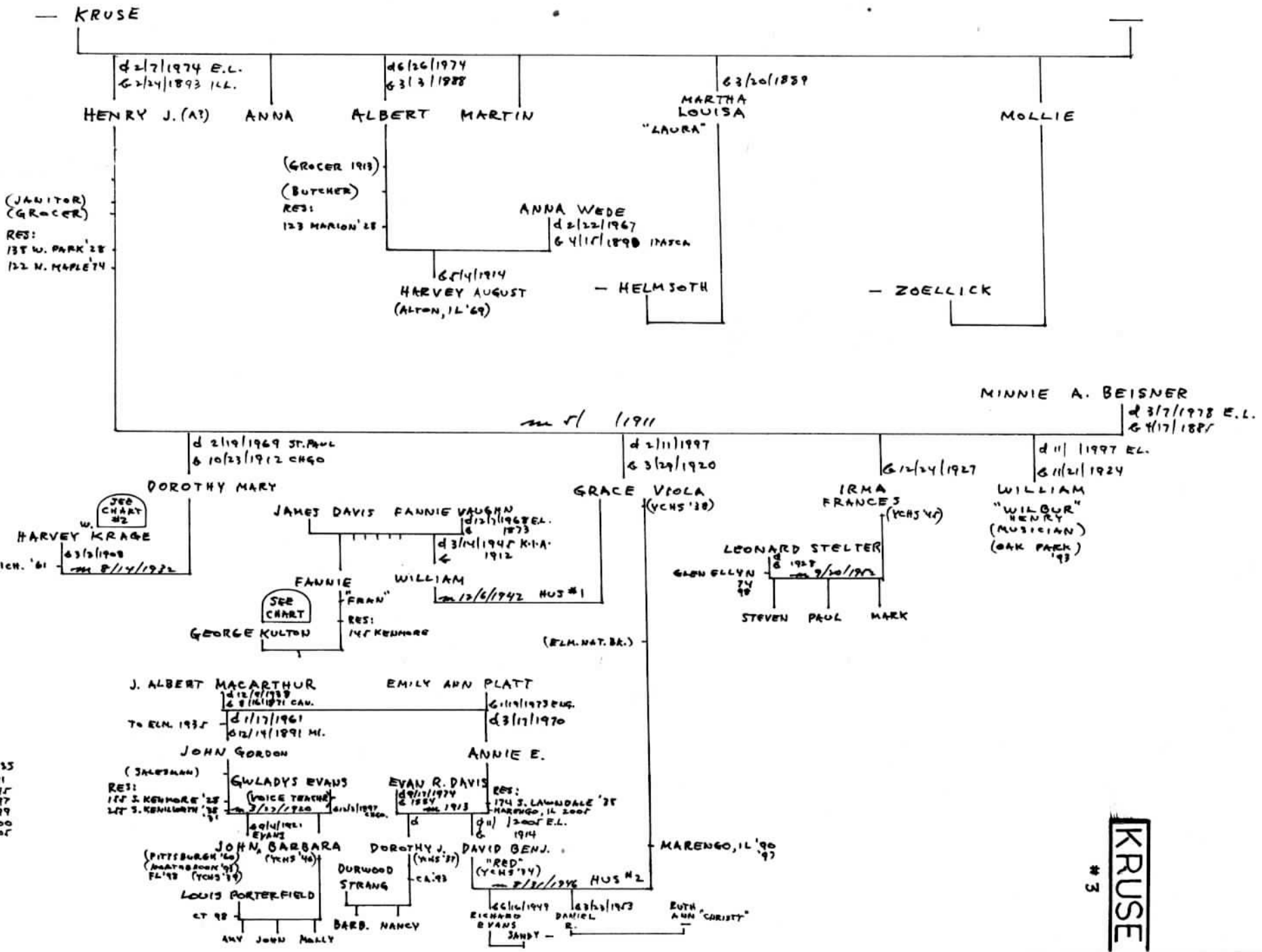
ERNEST AUGUST PLASS
(FARMER)
ADD. T.
d 12/1/1900 ST. PAUL
& 3/9/1893
m 12/20/1917

HELENE
MIRRA RABE
d 11/1977
& 11/1970
SEE CHART #1

WM.H. LYDIA FIENE
d 11/1970
& 11/1971
SEE CHART #6

KRUSE





T.H. KROSS
 2-20-91
 2-10-95
 5-24-97
 3-19-99
 1-29-00
 12-14-05

KRUSE #3

CHRIST JOAN WILHELM KRUSE
To ELM. 1891 d 2/23/1918 ARL
& 12/4/1847 HANOVER

LOUISE DOROTHEA AMLHORN
d 5/31/1934 ARL.
& 2/21/1874 HAN.
160 EVERGREEN '29

d 9/21/1925 E.L.
& 1/25/1875 HANOVER

1873

& 8/16/1880 HAN.

d 8/18/1962 ARL
& 1889 BENS.

HEINRICH
CHRISTIAN

(TEAM DRIVER)
(ROOFER)'25

RES:
197 VIRGINIA '25

JULIUS PHILIP PRIESTENBACH

MEL. PK. 1917

m 1/30/1897 ELM.

& 6/11/1899

FRIEDRICH
LOUIS
PHILIPP

& 7/18/1901

HEINRICH
WILHELM

MARIE
ANNA
DOROTHEA

RES:
160 EVERGREEN '28

HERMAN E.
(INSURANCE)
197 VIRGINIA '25

MARTHA L.

ROY CHARLES CHINN
(CIVIL WAR)
RES:
160 EVERGREEN '28
d 7/11/1955 ARL.
& 1897
m 2/14/1912

& 7/21/1912

MARJORIE
LOUISE
AUGUSTE

& 11/7/1913

CHARLES
CHRIST

BERTHA LANDMEIER

& 12/8/1870 ADD.

WF #1

AUGUSTA WOLTER

& 1882 GERM.
RES: 197 VIRGINIA '31
180 ADDISON '38

WF #2

& 7/27/1909

IRVIN
JULIUS
HEINRICH
ALBERT

& 3/24/1911

MARTHA
AUGUSTE

& 8/24/1912

MABEL
LIDA

& 3/23/1914

LUCILE
MATHILDE

& 5/8/1916

PAUL
EDWIN
LOUIS

EVELYN G. HOGG

m 6/9/1939

WINES

MARIE

SCHILDICE

T. H. KROSS
3-13-94
1-14-96

#4

KRUSE

SEE CHART #1

JOHANN HEINRICH KRUSE
d 21/1/1820 HAN.
b 1784 HAN.

CATHERINE MARIE REDOWALD
d 21/4/1824 HAN.
b 2/13/1779 HAN.

m 1/6/1776 HAN.

d 8/1/1870 ZION
b 12/30/1776 HAN

JOHANN
FRIEDRICH
TO U.S. 1838 -

ANNE CATHERINE RABE
d 12/29/1834 HAN.
b 10/31/1779 HAN.

SEE CHART #2

JOHANN HY. MEIER
d 1/3/1842 HAN.
b 9/17/1787 HAN.
m 11/5/1813

ANNA DOR. WICHMANN
d 1/21/1841 HAN.
b 10/6/1787 HAN.

d 4/1/1809
b 2/18/1800

d 11/2/1892 ADD.
b 3/9/1804 HAN.

d 5/27/1894 ZION
b 11/18/1810 HAN.

d 6/17/1874 ADD.T.
b 3/1/1819 HAN

KATH.
MARIE

ANNE
CATHERINE
SOPHIE

JOHANN
JURGEN
DIEDRICH

ANNA
MARIE

TO U.S. 1838 -

m 11/22/1846

SEE CHART #7

JOHANN DANIEL FIEVE
d 11/6/1839 HAN.
b 11/1/1791

m 9/26/1828 HAN. HUS #1

d 1/9/1887
b 8/27/1847 ADD.T.

d 1870
b 1849

d 6/19/1922 ST. PAUL
b 12/1/1850 ADD.T.

d 1/12/1932
b 12/18/1872 ADD.

b 9/1/1874 ADD.

MELUSINE
MATHILDE

FRIEDRICH
HENRY

LUDWIG
LOUIS

LOUISE
DOROTHEA
SOPHIA

EMMA
WILHELMINA

SEE CHART #2

WM. BUCHHOLZ
m 4/4/1849

MARIE
SOPHIE

HENRIETTA
VOLBERG
m 10/6/1870

WILLIAM G. FISCHER
d 1/19/1906
b 1/1/1841

m 8/22/1866

d 7/28/1929
b 4/18/1871

EMMA
CAROLINE

(FARMER)

HENRY HEUER
d 7/21/1910
b 9/18/1848

m 6/23/1871

FRED BROCKMAN
b 7/20/1846 HAN.

m 11/25/1878

HY. HACHMEISTER
b 9/7/1822 HAN.

MINETTA
SCHUENHOFF
d 1/8/1900
b 3/20/1823 HAN

d 4/24/1922 ST. PAUL
b 6/17/1870 D.R.

JOHANN H. MESENBRINK
d 3/4/1869
b 8/11/1789

UP #2 m 10/19/1849 HUS #2

SOPHIA ANNA -
d 8/1/1849 ADD.T.
b 3/13/1799

SEE CHART #1

EDWARD HY. ROSENWINKEL
d 7/10/1920 ST. PAUL
b 10/14/1869

ADD.T.

d 12/15/1997
b 2/11/1912

RICHARD

m 4/2/1911

EDGAR

1914

ARTHUR

d 10/4/1964
b 9/27/1897

ANNA ERNST
D. (FARMER)
b 10/7/1906
b 10/25/1917 ADD.

d 1892
b 1892

d 2/14/1966
b 9/10/1894

EDWARD
HENRY
WILLIAM

d 10/18/1893
b 3/14/1897

d 1/1/1920
b 11/6/1889

d 6/3/1971 ST. PAUL
b 2/18/1893

WILLIAM
OTTO
HENRY
WILLIAM

EDNA I. WANDSCHNEIDER
d 6/3/1971
b 10/12/1913

SEE CHART #9

ELLA FIEVE
m 12/19/1912

d 1968
b 1892

SELMA HEINKE
d 1967 E.L.
b 1897

SEE CHART

GEO. HOPPESTEDT
(DNRY)
d 4/2/1937
b 11/17/1867

m 11/6/1892

d 7/24/1978
b 7/30/1893

GEORGE
CHARLES

SEE CHART #1

ADNA LOUISA FIEVE

d 1/11/1981
b 11/3/1891 ADD.

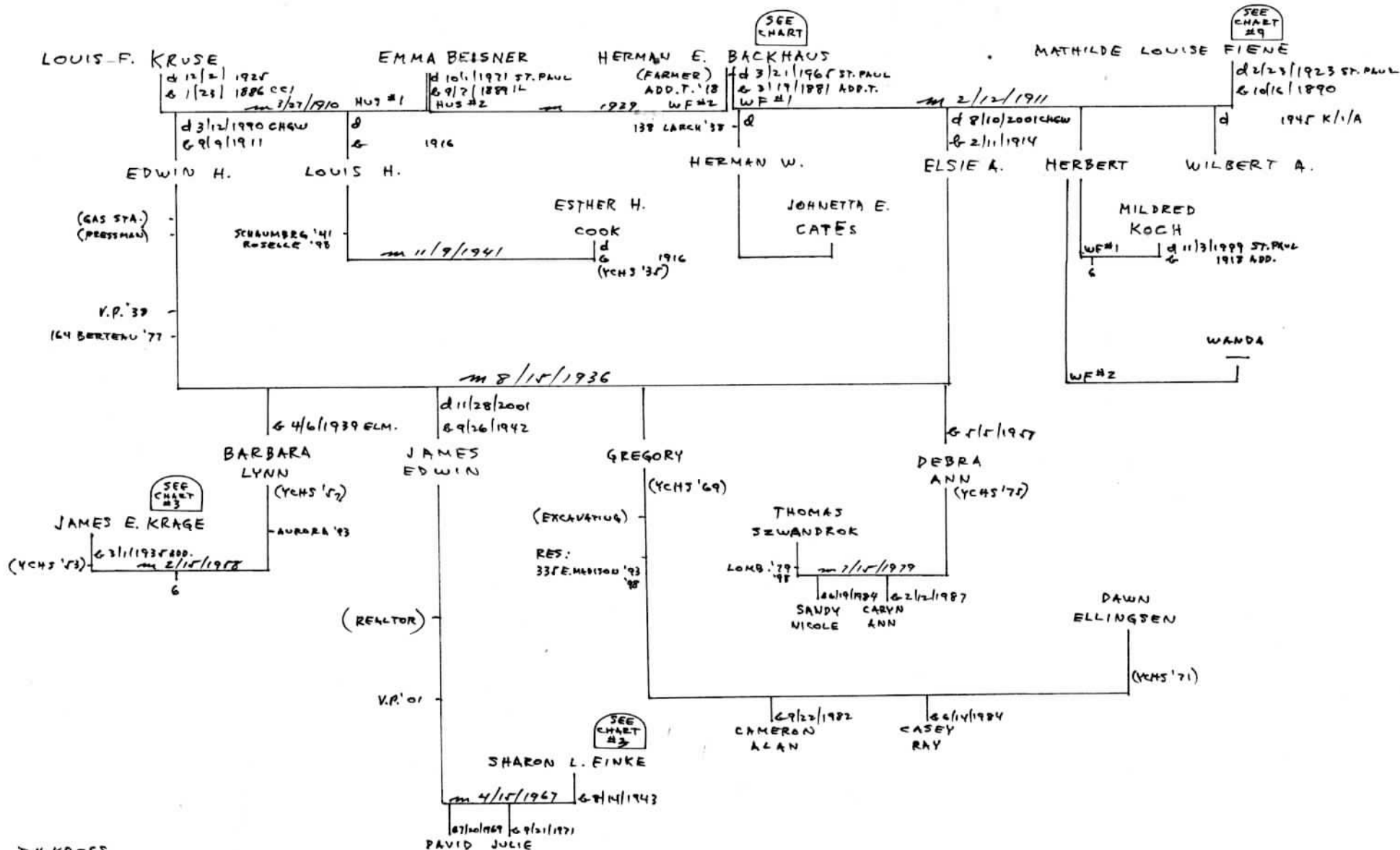
m 1/4/1915

T. H. KROSS
2.9.95
11.6.96
7.10.05

10

#5

KRUSE



T.H. KR-53
 3.15.97
 5.24.97
 7.1.01
 8.23.01
 12.9.01
 10.18.06